

ART CHOICE BOARD

Complete 2 challenges per week.
Do not do the same project twice.
Use whatever materials you can
find around your home. Each
challenge should show that you
spent time on it.

1



**GATHER 5 OBJECTS.
ARRANGE THEM INTO
A STILL LIFE AND
DRAW IT.**

2

CHARACTER REDESIGN

What if Batman was from
Ancient Egypt? Or if Little
Red Riding Hood was
Steampunk? You decide!



5



LETTER ILLUSTRATION

Draw a block letter and fill it with
illustrations of things that start with
that letter!

3

**GO OUTSIDE AND
PAINT OR DRAW
WHAT YOU SEE**



4

**CREATE A DRAWING
OF YOUR HOUSE OR
APARTMENT**



6

**CREATE 2 DETAILED
DRAWINGS OF A LEAF,
FLOWER, OR INSECT.**



**CREATE A PERSPECTIVE
DRAWING OF LEGO'S, USING
RULES OF PERSPECTIVE**

7



8


**PHOTOGRAPH YOUR NAME
USING OBJECTS FOUND IN
AND AROUND YOUR HOME.**

Arrange the pictures into 1
document.

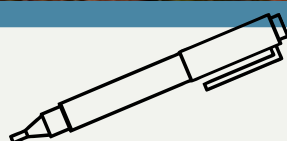


**MAKE A DETAILED DRAWING OF
A FAMILY MEMBER DOING A
CHORE**

9



11



**DRAW A REFLECTION
USING A REFLECTIVE
OBJECT IN YOUR HOUSE.
SPOONS, DOOR KNOBS,
FAUCETS, ETC**




12

Frida Kahlo



ARTIST SLIDESHOW

Research a famous artist whose work
you enjoy and create a Google
Slideshow about them.



BANANA TATTOOS

10

Use a toothpick or
pushpin to draw a tattoo
on a banana. The tattoo
might take a day to
show up!

**CREATE A CLOSEUP DRAWING OF
SMALL CANDIES.**

13

If you have colored pencils or
markers, add color. Show
highlights and shadow

14

FAMOUS ART RECREATION

Recreate some of
history's most famous
paintings using your cell
phone camera and props
you have on hand.



MORE AVAILABLE ON THE NEXT PAGE

15

**DRAW OPTICAL ILLUSION ART.**

View "Op Art" in the Materials section of Google Classroom for instructions.



16

TAKE 2 PICTURES EACH OF THE 7 ELEMENTS THAT YOU FIND IN OBJECTS AROUND YOUR HOME.

Put them into one document.
(line, space, value, texture, color, form, shape)

CHOOSE A FAMOUS ARTIST, CONTEMPORARY OR FROM THROUGHOUT HISTORY.

17

Research the artist and create a visual and informative page about him/her on the website Canva.com or on Google Slides.



18

COMICS YOUR WAY

Create your own comic strip and illustrate it in a style of your choice. What story would you tell?



19

SET A TIMER FOR 30 MIN.

GET COMFORTABLE, FOCUS ON SOMETHING NEAR YOU AND DRAW IT AS DETAILED AS YOU CAN IN THAT TIME.

20

DRAW AN OUTLINE OF A FRUIT. PAINT THE VALUES USING COFFEE OR TEA.

21

TAKE A VIRTUAL TRIP ANYWHERE IN THE WORLD ON GOOGLE MAPS.

Then create a postcard of where you traveled and write a note to someone you would send it to.



22

OPEN A CABINET IN YOUR KITCHEN AND DRAW WHAT IS INSIDE. MAKE SURE YOU SHOW THE DEPTH OF THE INSIDE OF THE CABINET.

23

CRUMPLE UP A PIECE OF PAPER AND SKETCH IT ON ANOTHER PIECE OF PAPER.

Make sure to use all of the values that you see.

24

CREATE AN ANIMAL

Use found objects like paper, wrapping/tissue, junk mail, plastic containers, old stuff that you don't use anymore, textiles, anything really...

25

CREATE A COLLAGE BY GLUING DIFFERENT VALUES OF MAGAZINES, NEWSPAPER, OR COLORED PAPER.

26

TRASH IS ART

Collect cardboard, bottle tops, plastic containers, discarded paper, whatever you can find and build a found object piece of art out of it. You might need to be creative about how to connect objects, as you might not have glue and tape. Look in the materials section of Google Classroom for ideas on this project. Challenge yourself to using 50 pieces of trash!

SKETCHBOOK IDEAS

Have extra time but not sure what to draw? Try some of these ideas. (These do not count as assignment options, but with extra effort can be applied as BONUS points)

Facetime a friend and draw portraits of each other

Draw a landscape of somewhere you'd like to travel to

Draw something with an ink pen. Your artwork is not finished until the pen is out of ink!

Draw pictures on a friend's sidewalk to let them know you are thinking of them.

Draw zentangle patterns with your name

Draw something using only dots

Draw what you're feeling right now



Check out the Materials section of Google Classroom for some "How To" instructions to get started on some of these projects. You can also search instructions on YouTube OR email me for a demonstration video!